

GLOBAL OPPORTUNITIES FUND

CLASS I : ARSOX



As of December 31, 2017

Fund Profile

Ticker: ARSOX
 Inception Date: March 30, 2012
 Fund Net Assets: \$107.9 million
 Benchmark: MSCI ACWI Index (Net)

Minimum Purchase Amounts

Initial: \$2,500
 Subsequent: \$100

Expense Ratio

Gross: 1.33%
 Net: 1.00%

Investment Information

Fund Description

- Investment objective of the Fund is to seek to maximize long-term capital appreciation and income
- Return goal is to exceed the MSCI ACWI Index (Net) over the long term while taking less risk

Fund Highlights

Flexible Global Mandate: All-cap, all-country, public equity-oriented strategy. Foreign currency exposure partially hedged

Private Equity Approach: Focused on long-term investments in companies we believe possess sustainable competitive advantages, attractive fundamentals and experienced management teams

Disciplined Investment Process: All portfolio holdings must meet the following three criteria; High Quality, Attractive Valuation and Compelling Catalysts

Portfolio Managers



Gregory Padilla, CFA
12 Yrs*



Alberto Jimenez Crespo, CFA
18 Yrs*



Howard Gleicher, CFA
33 Yrs*

*Industry Experience

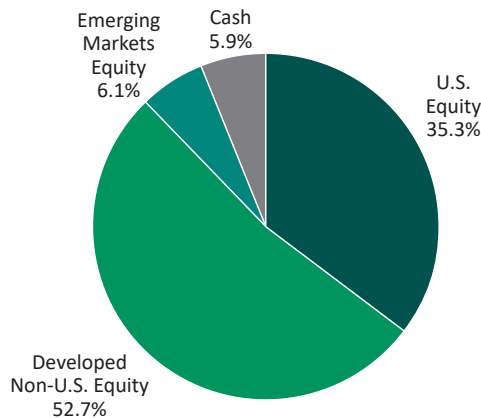
Fund Data

Number of Holdings	40
Wtd. Avg. Mkt. Cap (\$B)	65.8
Median Mkt. Cap (\$B)	23.7
Net Debt/Capital (%)	16.0
Active Share (%)	95.5
Annualized Turnover (3 Yrs, %)	31.7

Portfolio Risk/Return Statistics

3 Years	ARSOX Class I	MSCI ACWI Index (Net)
Beta	0.75	1.00
Annualized Alpha	1.62	--
R-Squared	0.76	1.00
Standard Deviation (%)	9.11	10.51
Loss Deviation (%)	4.40	6.19
Sortino Ratio	1.89	1.44

Fund Composition

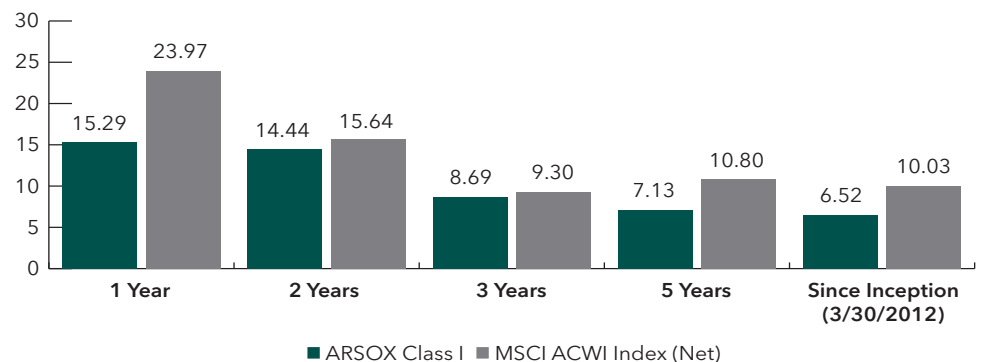


Largest Holdings (%)

Samsung Electronics	4.6
Microsoft	3.9
LVMH Moët Hennessy Louis Vuitton	3.3
Ameriprise Financial	3.1
Agnico Eagle Mines	3.0
Danaher	3.0
Experian	3.0
Kubota	2.9
Kroger	2.8
Vivendi	2.8
Total	32.4

Performance

Trailing (%)



Performance data quoted here represent past performance. Performance results greater than one year have been annualized. Past performance is no guarantee of future results. Investment return and principal value will fluctuate, so that an investor's shares, when redeemed, may be worth more or less than their original cost. Current performance may be lower or higher than the performance information quoted. To obtain performance information current to the most recent month-end, please call (844) 274-7868.

The Fund's advisor has contractually agreed to waive certain fees and/or absorb expenses through April 30, 2019, to the extent that the total annual operating expenses do not exceed 0.98% of average daily net assets of the Fund. The Fund's advisor may seek reimbursement from the Fund for waived fees and/or expenses paid for three years from the date of the waiver or payment. A redemption fee of 1.00% will be imposed on redemptions of shares within 30 days of purchase.

Please consider the Fund's investment objectives, risks, charges and expenses carefully before investing. The prospectus or summary prospectus that contains this and other information about the Fund is available by calling (844) 274-7868 or by visiting www.aristotlefunds.com and should be read carefully prior to investing.

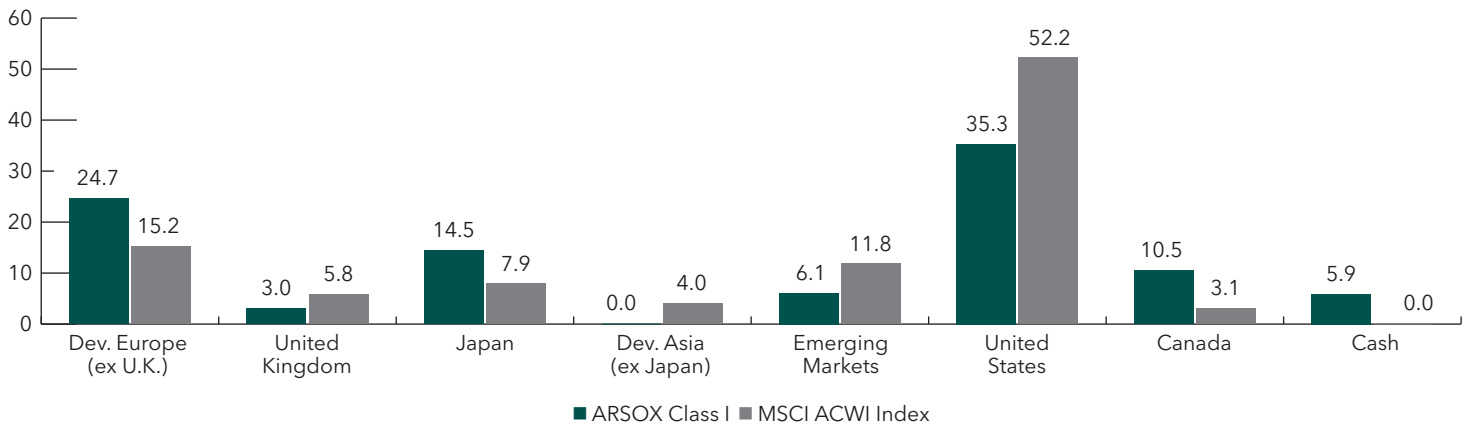
GLOBAL OPPORTUNITIES FUND

CLASS I : ARSOX

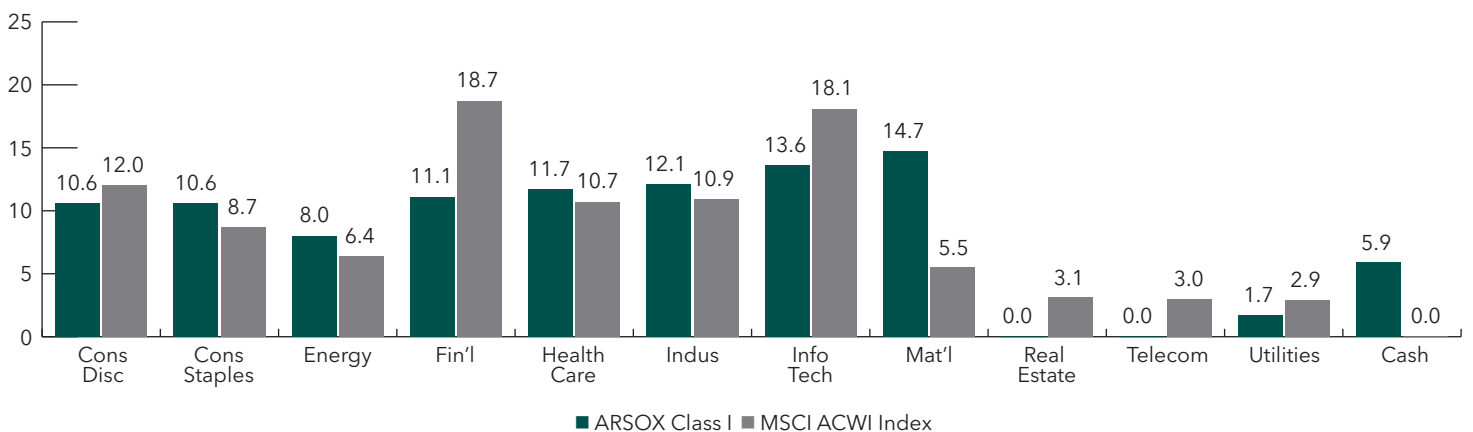


As of December 31, 2017

Regional Allocation (%)



Sector Allocation (%)



Sources: Advent, FactSet, MSCI, eVestment

Holdings and allocations will change due to ongoing management of the Fund. References to specific securities or sectors should not be construed as recommendations. Holdings are available within the last 12 months.

An investment in the Fund is subject to risks and you could lose money on your investment in the Fund. The principal risks of investing in the Fund include, but are not limited to, investing in foreign securities, emerging markets, short sales, derivatives, below investment grade bonds, convertible securities and ETFs. Foreign securities have additional risks including currency rate changes, political and economic instability, lack of comprehensive company information, less market liquidity, less efficient trading markets and differing auditing controls and legal standards. Investments in emerging markets involve even greater risks. The use of short sales and ETFs may cause the Fund to have higher expenses than those of other equity funds. Short sales are speculative transactions and involve special risks, including a greater reliance on the investment team's ability to accurately anticipate the future value of a security. The Fund's losses are potentially unlimited in a short sale transaction. The Fund's use of short sales and futures contracts leverages the Fund's portfolio. The Fund's use of leverage can make the Fund more volatile and magnify the effect of any losses. There is no assurance that a leveraging strategy will be successful. The Fund may invest in derivatives, which can be highly volatile, illiquid, difficult to value, and changes in the value of a derivative may not correlate with the underlying securities or other securities held directly by the Fund. Such risks include gains or losses which, as a result of leverage, can be substantially greater than the derivatives' original cost. There is also a possibility that derivatives may not perform as intended, which can reduce opportunity for gain or result in losses by offsetting positive returns in other securities the Fund owns.

The MSCI ACWI Index is a free float-adjusted market capitalization weighted index that is designed to measure the equity market performance of developed and emerging markets. The MSCI ACWI Index consists of 46 country indexes comprising 23 developed and 23 emerging markets country indexes. The volatility (beta) of the Fund may be greater or less than that of the benchmark. It is not possible to invest directly in this index.

Weighted Average Market Capitalization is a dollar-value measurement of the size of companies in a portfolio or index. In such a weighting scheme, an average figure is derived from the market capitalizations of each company (their market prices multiplied by the number of shares outstanding) relative to their weights in the portfolio or index. **Median Market Capitalization** is the midpoint of market capitalization (market price multiplied by the number of shares outstanding) of the stocks in a portfolio. Half the stocks in the portfolio will have higher market capitalizations; half will have lower.

Net Debt/Capital ratio is a measurement of a company's financial leverage. The debt-to-capital ratio is calculated by taking the company's debt, including both short- and long-term liabilities and dividing it by the total capital. **Active Share** is a measure of the percentage of stock holdings in a manager's portfolio that differ from the benchmark index. **Turnover** is a ratio of either the total market value of new securities purchased or market value of securities sold—whichever is less—over a particular period, divided by the total value of the portfolio. **Beta** is used to measure market risk. It is defined as the average relationship, over time, of the portfolio's rate of return to the style index. **Annualized Alpha** is the measure of risk-adjusted excess return over the style index. **R-Squared** is a statistical measure that represents the percentage of a fund or security's movements that can be explained by movements in a benchmark index. **Standard Deviation** is a measurement of risk or variability of returns over time. Higher deviation represents higher volatility. **Loss Deviation** calculates a portfolio's average (mean) return only for periods with a loss and then measures the variation of only the losing periods around this loss mean. This statistic is similar to standard deviation but only measures the volatility of downside performance. **Sortino Ratio** is a modification of the Sharpe ratio that differentiates harmful volatility from general volatility by taking into account the standard deviation of negative asset returns, called downside deviation. ACML-18-026

FOR MORE INFORMATION, PLEASE CONTACT

The Aristotle/Saul Global Opportunities Fund is distributed by IMST Distributors, LLC.

Phone: (844) 274-7868 | Email: funds@aristotlecap.com | Web: www.aristotlefunds.com

© Aristotle Capital Management, LLC. All rights reserved.