

ARISTOTLE STRATEGIC CREDIT FUND

CLASS I: ARSSX



ARISTOTLE
FUNDS

As of September 30, 2021

Product Profile

Ticker: ARSSX
 Inception Date: December 31, 2014
 Fund Net Assets: \$6.8 million
 Benchmark: 1/3 Bloomberg U.S. High Yield Ba/B 2% Issuer Capped Bond Index; 1/3 Bloomberg U.S. Intermediate Corporate Bond Index; 1/3 Credit Suisse Leveraged Loan Index

Minimum Purchase Amounts

Initial: \$2,500
 Subsequent: \$100

Expense Ratio*

Gross: 3.22%
 Net: 0.62%

*The Gross Expense Ratio considers all expenses of the Fund, including administrative and accounting costs and management fees. The Net Expense Ratio is the Gross Expense Ratio minus any fee waivers or expense reimbursements and is the fee paid by investors in the Fund.

Investment Information

Objective & Philosophy

The investment objective of the Fund is to seek income and capital appreciation. The Fund invests in a diversified portfolio of high yield bonds, bank loans and investment grade corporate bonds and seeks to outperform the total return of the benchmark at a lower overall portfolio risk level.

We believe:

- The combination of [top-down](#) and [bottom-up](#) analysis leads to the most comprehensive perspective on the corporate credit market.
- Investing in the [liquid, non-distressed segments](#) of the market may lead to a more advantageous risk/reward trade-off.
- The integration of [environmental, social & governance \(ESG\) factors](#) into our analysis enhances our credit selection process.
- [Disciplined risk management](#) is a critical component of investing in corporate credits and should be carried out at both the security and portfolio level.

An All-Weather Approach to Corporate Credit:

More Yield, Less Duration

We believe the Fund's diversified nature and wide opportunity set can allow for substantial yield with only modest duration compared to other fixed income strategies.

In our experience, this greater yield with less interest rate risk has generally led to a more favorable risk-reward profile.

Focus on Quality

Investments target the upper two tiers of the high yield and bank loan markets and the "A" and "BBB" tiers of the investment grade corporate market.


We believe our focus on credits with strong fundamentals, cash flow and capital structures, and the integration of unique, non-traditional ESG factors enhances credit risk management and reduces default risk.

Multisector Approach


Portfolio managers have flexibility to position the fund for various credit and interest rate environments by rotating among high yield bonds, bank loans and investment grade corporates.

The potential investment strategies and alpha sources may include issuer and industry selection, sector rotation, yield curve positioning and capital structure decisions.

Portfolio Managers



Douglas Lopez, CFA
 Industry Experience
 32 Yrs



Terence Reidt, CFA
 Industry Experience
 30 Yrs

Portfolio Data

	ARSSX	Benchmark ¹
Subsid. 30-Day SEC Yld. (%)	2.84	4.16
Unsubsid. 30-Day SEC Yld. (%)	0.49	4.16
Number of Issues	82	7,805
Yield to Worst (%)	3.02	3.34
Effective Duration (Yrs)	2.63	2.87
Maturity (Avg., Yrs)	5.09	6.60
Coupon (Avg., %)	4.92	4.59
Price (Avg., \$)	124.82	110.22
Turnover (1 Yr, %)	87.0	--

Performance

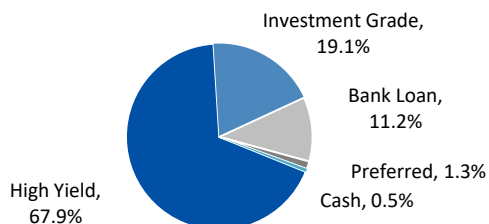
Trailing (%)	QTD	YTD	1 Yr	3 Yrs	5 Yrs	Since Inception ²
ARSSX Class I	0.79	2.43	5.53	6.01	4.96	4.72
Benchmark ¹	0.71	2.67	6.47	5.82	4.94	4.86

Calendar Year (%)	2020	2019	2018	2017	2016	2015
ARSSX Class I	7.26	11.71	-1.58	4.35	11.07	-2.49
Benchmark ¹	6.02	11.15	-0.31	5.02	9.60	-0.80

¹Benchmark represents a blend of the 1/3 Bloomberg U.S. High Yield Ba/B 2% Issuer Capped Bond Index, 1/3 Bloomberg U.S. Intermediate Corporate Bond Index and 1/3 Credit Suisse Leveraged Loan Index. The Bloomberg U.S. High Yield Loans Index was retired on September 30, 2016.

²The Aristotle Strategic Credit Fund has an inception date of December 31, 2014.

Current Sector Allocation (%)



Signatory of:



Performance returns over one year are annualized. The Fund returns will fluctuate over long-term and short-term periods. Performance data quoted here represents past performance. Past performance is no guarantee of future results. Investment return and principal value will fluctuate, so that an investor's shares, when redeemed, may be worth more or less than their original cost. Current performance may be lower or higher than the performance information quoted. To obtain performance information current to the most recent month-end, please call (844) 274-7868. The Fund's advisor has contractually agreed to waive certain fees and/or absorb expenses, through April 30, 2022, to the extent that the total annual operating expenses do not exceed 0.62% of average daily net assets of the Fund. The Fund's advisor may seek reimbursement from the Fund for waived fees and/or expenses paid for three years from the date of the waiver or payment. A redemption fee of 1.00% will be imposed on redemptions of shares within 30 days of purchase.

This material must be preceded or accompanied by a prospectus. An investor should consider the fund's investment objectives, risks, and charges and expenses carefully before investing or sending money. This and other important information about the Funds can be found in the fund's prospectus. To obtain more information, please call (844) 274-7868 or visit www.aristotlefunds.com. Please read the prospectus carefully before investing.

